



Creo Illustrate Powerful 3D Illustrations for an Efficient Service and Parts Operation

Effective technical illustrations and reuse of 3D CAD data are critical to organizations that are transforming and improving their service operations. Quality technical graphics are valuable service assets that empower technicians to identify the correct parts needed and successfully perform maintenance and repair tasks. Creo Illustrate simplifies 2D and 3D illustration from complex 3D CAD data, delivering configuration-specific graphical information that is easily updated to reflect product and part changes throughout the entire lifecycle.

Today's increasingly complex products call for graphic support in order for effective and timely service to be performed. With associative interpretation of CAD designs and engineering bills-of-materials (eBOMs), illustrations are published into various formats that allow for sharing of essential service information and parts catalogs to support efficient service procedures.

Creo Illustrate creates – interactive illustrations for:

Service procedures

Parts catalogs

Assembly instructions

Training manuals

Marketing materials

Operating instructions

Key Features

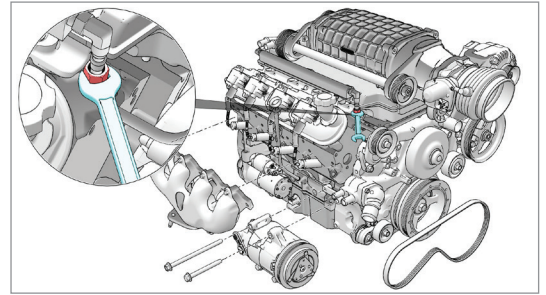
- Increase speed and quality of service
 - Communicate accurate, graphical step-by-step instructions to improve service productivity and first-time-fix-rates
 - Provide configuration and context specific graphical information to accelerate repair times
- Increase Parts Accuracy
 - Provide quick and accurate parts identification
 - Reduce expensive errors in the field by ensuring correct spare parts are ordered
 - Maintain associativity to CAD, ensuring correct parts illustrations are provided
- Improve Training
 - Create interactive, up-to-date 3D training materials with associative 3D CAD and illustration reuse
 - Address language barriers with effective graphical communication
- Improve End-User Support and Customer Satisfaction
 - Supply technical information that is easily understood
 - Spare parts for service can be located and ordered quickly, reducing repair times
- Publish to multiple illustration formats
 - Interactive 3D, 2D vector and 2D raster formats supported

Deployment Options

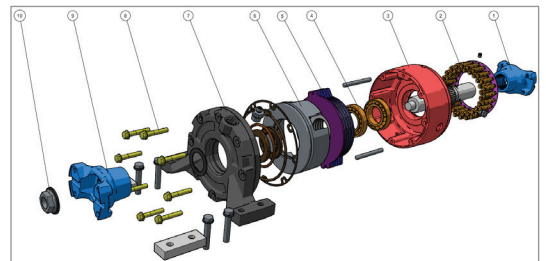
Creo Illustrate has several deployment options to suit your specific business needs. These offerings are tailored to scale to your technical illustration requirements as well as your budget.

Optional Creo Illustrate Schematic Module

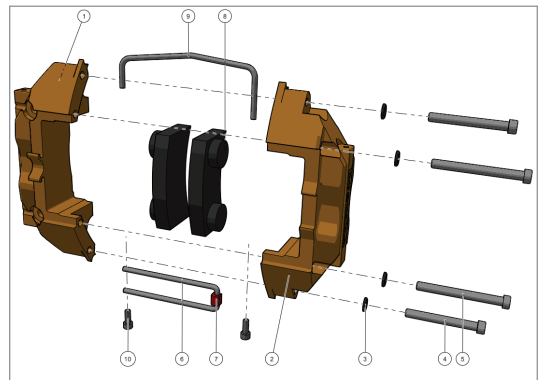
- Expands comprehension of schematic data for trouble shooting
- Allows for interactive schematics with cross selection highlighting
- Enables the application of color based on desired interpretation of data
- Retains associativity with engineering data



Engine illustration with inset view for clarity



Exploded illustration with callouts



Brake caliper illustration with callouts

© 2017, PTC Inc. (PTC). All rights reserved. Information described herein is furnished for informational use only, is subject to change without notice, and should not be taken as a guarantee, commitment, or offer by PTC. PTC, the PTC logo, and all PTC product names and logos are trademarks or registered trademarks of PTC and/or its subsidiaries in the United States and other countries. All other product or company names are property of their respective owners. The timing of any product release, including any features or functionality, is subject to change at PTC's discretion.

J10545-Creo-Illustrate-BRO-EN-0317